

Second extra net for hammer cages

CAUTION :

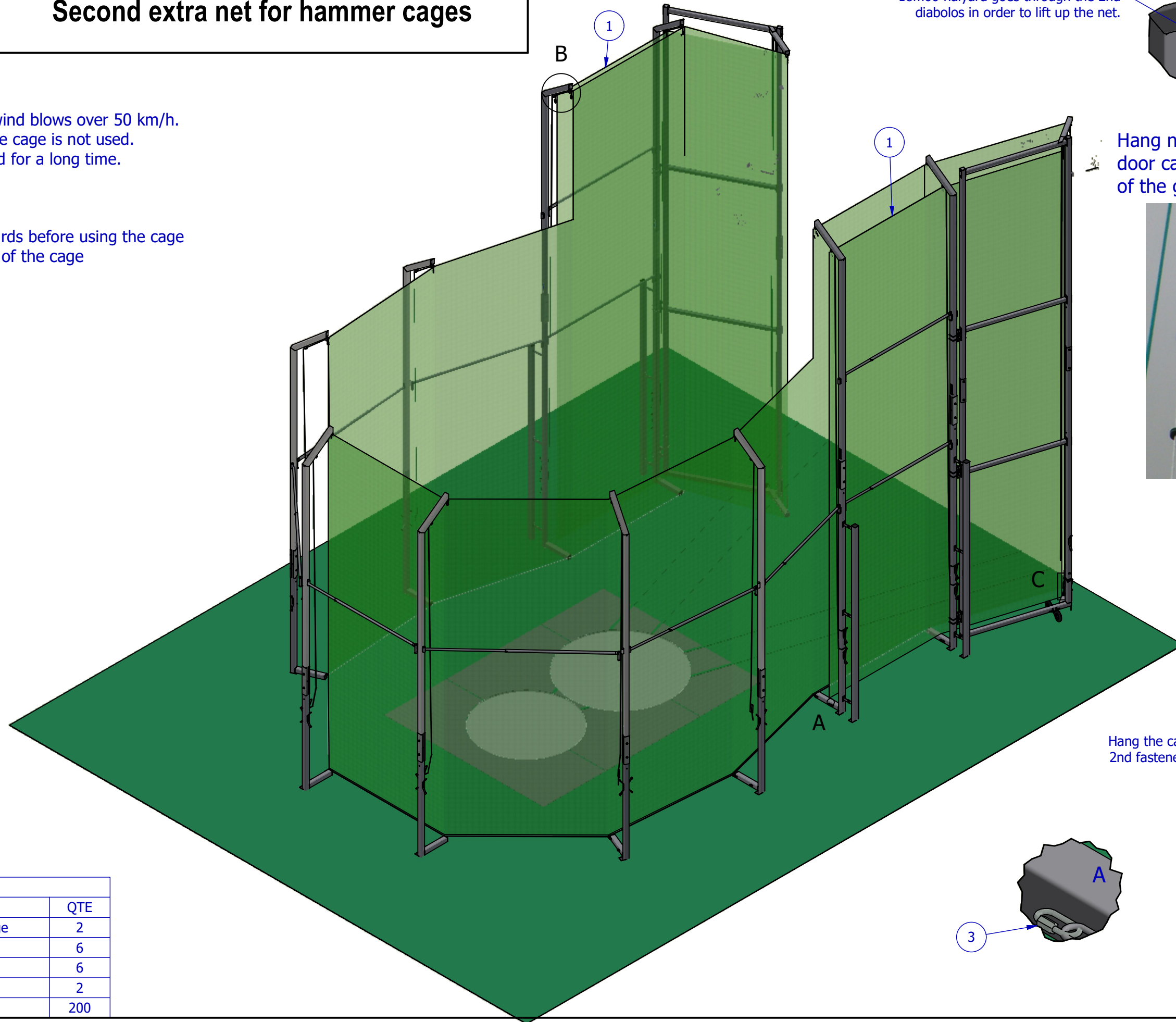
- Do not use the cage when wind blows over 50 km/h.
- Take the nets down when the cage is not used.
- Store the nets when not used for a long time.

MAINTAINANCE :

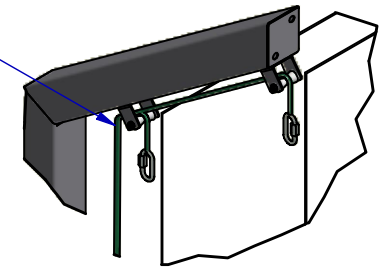
- Check nets, câbles and halyards before using the cage
- Check the general condition of the cage



Hang the halyard on the peg, in order to keep the net up.



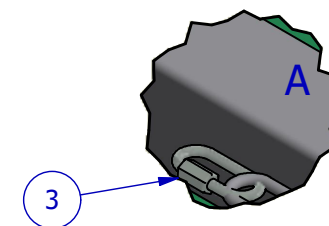
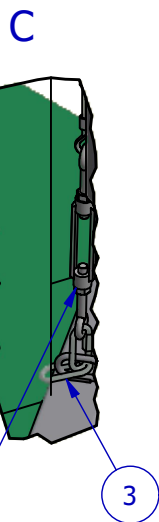
18m00 halyard goes through the 2nd diabolos in order to lift up the net.



Hang nets with the front door cable, with the help of the green rings



Hang the cable on the 2nd fastener available.



Liste de pièces

ARTICLE	DESIGNATION	QTE
1	2nd extra net for hammer cage	2
2	18m00 halyard	6
3	Link Ø8	6
4	Wire cable	2
5	Green fastening rings	200