

FOLD-AWAY AND RETRACTABLE GOAL

DESCRIPTION:

- Basketball goal in frame retractable and adjustable
- Mono-tube section of 100 mm (main piece responding to the norm).

INSTRUCTIONS OF USES:

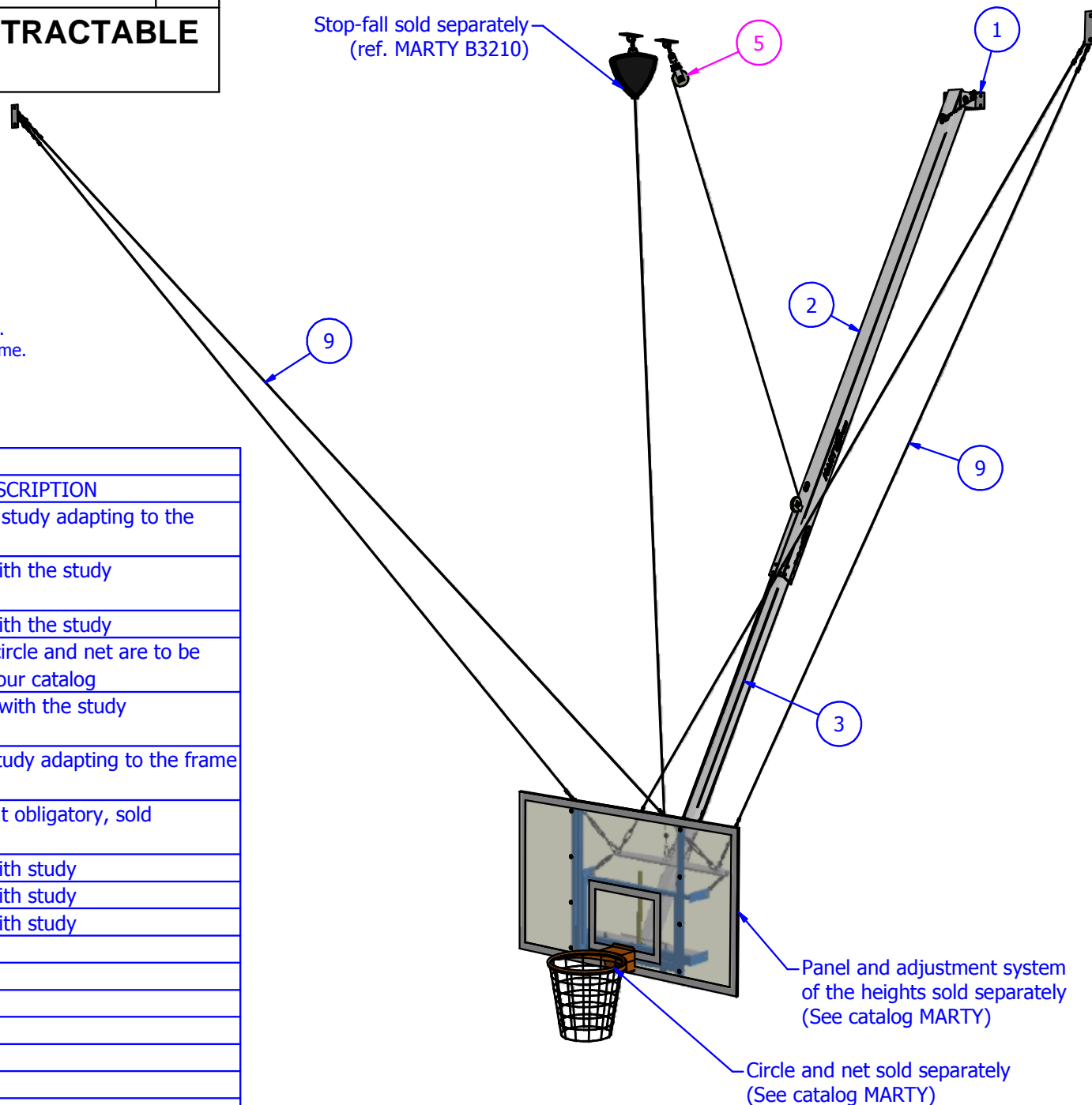
- The use of this goal is excluded for any other sport than basketball.
- Do not climb on the structure.
- Do not hang to the circle, or to the net.

MAINTENANCE: (Periodic)

- Check the condition of the panel, circle, cables, lifting system and the stop-fall.
- Check the metallic structure (welds) and especially the fixing points on the frame.
- Tighten the screws and grease the parts in motion if necessary.

LIST OF PIECES

ARTICLE	NUMERO DE PIECE	QTE	DESCRIPTION
1	Pivot point	1	Specific piece with study adapting to the frame
2	Retractable mono-tube in square of 100 mm	1	Length to define with the study
3	Retractable arrow	1	Length to define with the study
4	Head of the basket goal	1	Fix height, panel, circle and net are to be defined according our catalog
5	Crazy pulley	To be defined	Quantity to define with the study
6	Fixing on the frame	To be defined	Specific piece on study adapting to the frame
7	Stop-fall	1	Security component obligatory, sold separately
8	Lifting cable	1	Length to define with study
9	Pre-assembled support cable	4	Length to define with study
10	Catch cable of arrow	2	Length to define with study
11	Securing cable of the pivot	1	
12	Elastic strap lantern	8	
13	Quick link Ø8	16	
14	Screw TH M10 x 40	6	
16	Flat washer Ø10LL	6	
17	Fan shape washer Ø10 wide	4	
18	Brake nut M10	2	



Stop-fall sold separately (ref. MARTY B3210)

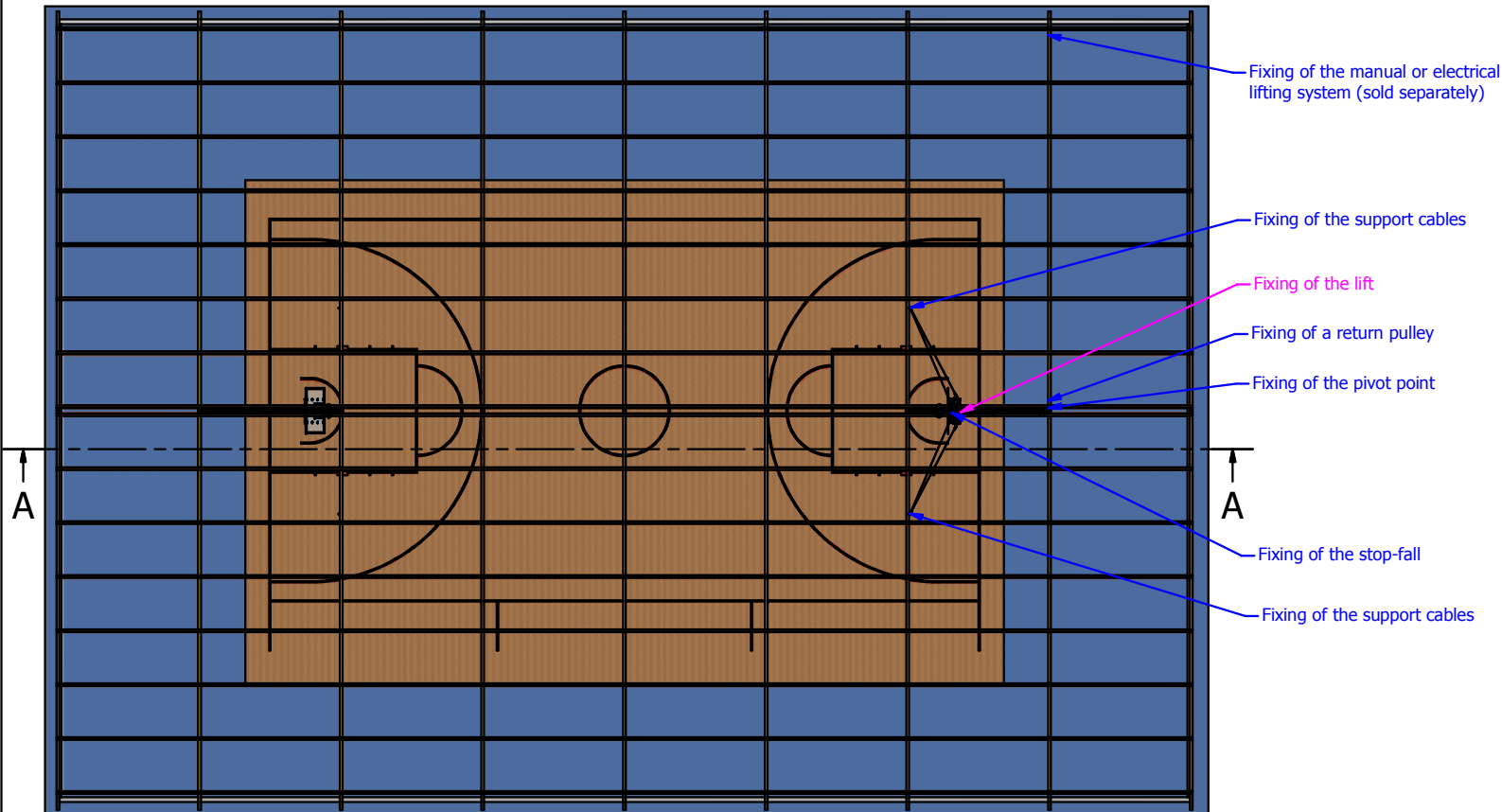
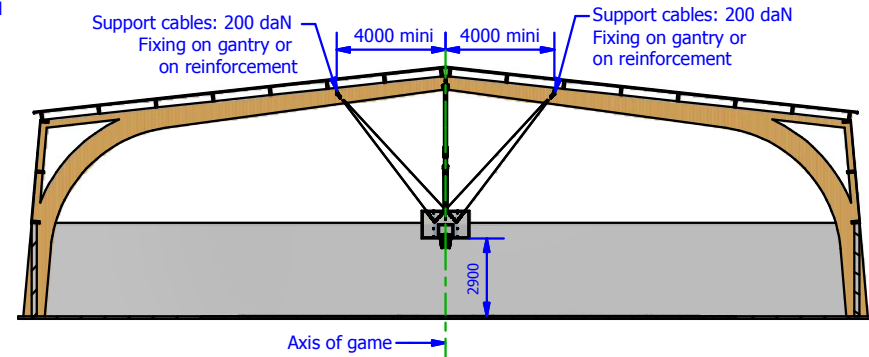
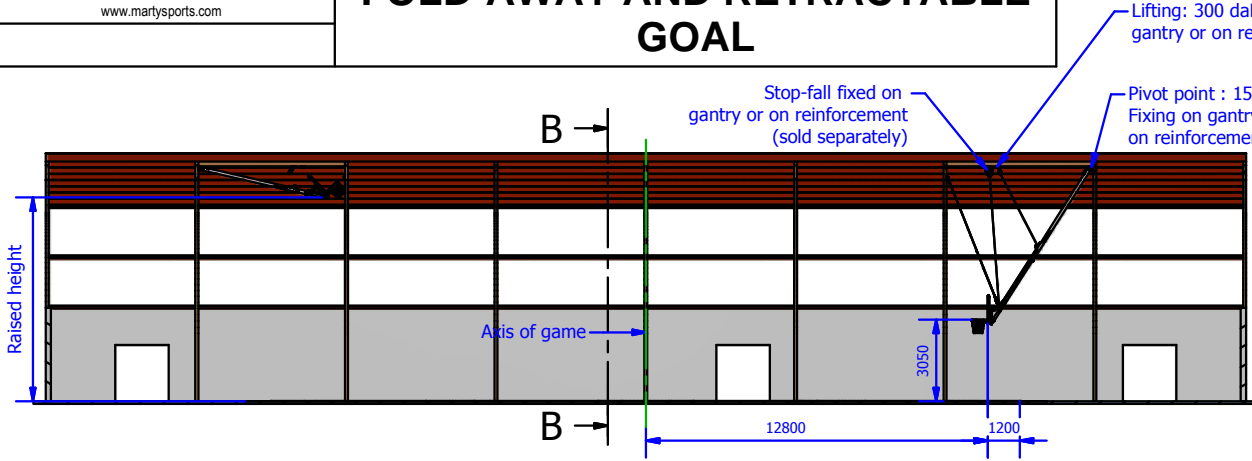
Panel and adjustment system of the heights sold separately (See catalog MARTY)

Circle and net sold separately (See catalog MARTY)

B3008AR

FOLD-AWAY AND RETRACTABLE GOAL

Example of establishment on wood frame.
 Complete establishment plans will be given to you according the shape of your room.



The different efforts of the attachment points of the goal on the frame (included the return cables and lifting system) are subjected to the verification by a BET structure or a carpenter according the norm NFS 52-400.

Reinforcements or supports may be necessary depending of the implementation to realize.